

# OIL SKIMMER

Floated Skimmers

Remove Light Liquids from Storage Tanks

Pontoon and Helical Hose Design

Vertical Motion



# FLOATED SKIMMERS REMOVE LIGHT LIQUIDS FROM STORAGE TANKS

## Applications

ATECO Skimmer systems are a proven solution for draining a light liquid product off the top of a heavier product in a cone or dome roof storage tank. The Skimmer floats on the top product (ex. oil over water) to collect the lighter of two non-mixable liquids into a vortex breaker. The liquid is then drained out of the tank through ATECO's Resist-All-Clad flexible pipe. Skimmers are made of stainless steel to perform in the most corrosive product environments. An intake fitting and vortex breaker ensure optimal flow as the fluid starts into the skimmer conduit. The Skimmer intake is adjustable to control the amount of liquid that is collected.

ATECO stainless steel flexible pipe features 100% aromatic resistance and includes a smooth internal fluidway for maximum liquid flow. Draining the light fluid is controlled by using a valve at the shell nozzle. Pumps can also be used to draw the light fluid out of the tank. Other ATECO hose assemblies and carbon steel Skimmer components are available on request.



## Minimum Manway Size

All Skimmer components are designed to pass through a 20" or 24" manway.

I.D.	WEIGHT PER COIL (kg/m)	MINIMUM WORKING BEND RADIUS (mm)	MAXIMUM WORKING PRESSURE (bar)	MAXIMUM TEST PRESSURE (bar)	STANDARD TEMP. RANGE (°C)
2 inch.	1,25 ●	350	1	1,5	-200°C / +700°C
	2,1 ▲	350	31	46	
	3,05 ■	350	43	64	
3 inch.	1,80 ●	525	1	1,5	-200°C / +700°C
	3,13 ▲	525	24	36	
	4,55 ■	525	34	51	
4 inch.	2,4 ●	625	0,7	1,1	-200°C / +700°C
	4,15 ▲	625	15	22	
	6,05 ■	625	18	27	
6 inch	4,5 ●	900	0,5	0,75	-200°C / +700°C
	7,85 ▲	900	9	14	
	11,5 ■	900	14	21	

NOTE: All assemblies tested at 100 P.S.I.G. FOR ONE HOUR AND CERTIFIED

(unless higher test pressure is requested by customer). \* Consult factory for Minimum Shipping Bend Radius.


## A-FLEX

Stainless Steel Annular Convolute Hose.


A close pitch hose with a high degree of flexibility suitable for most applications and normally supplied.

## BRAID

Single or double layers of Stainless Steel braid prevent elongation of the convoluted hose and increase the working pressures that the hose can accommodate.



# FLOATED SKIMMERS REMOVE LIGHT LIQUIDS FROM STORAGE TANKS



Flow rates shown are calculated for water in a 12 mt diameter tank. Somewhat higher rates can be expected with lighter, lower viscosity fluids. Larger tanks will yield slightly lower flow rates and smaller tanks will yield slightly higher rates. Rates do not allow for any flow restriction outside of the tank shell. Higher skimming rates can be obtained by using a pump down stream from the skimming line.

Flow Rates	ID x NUMBER OF COILS													
	2" x 2	2" x 3	2" x 4	2" x 5	2" x 6	3" x 2	3" x 3	3" x 4	3" x 5	3" x 6	4" x 2	4" x 3	4" x 4	4" x 5
Height	Liter / minutes													
1,22	151	139	130	122	116	393	359	333	312	295	756	685	631	587
1,83	185	170	159	150	142	481	440	408	382	361	926	838	772	720
2,44	213	197	184	173	164	555	508	471	442	417	1069	968	892	831
3,05	238	220	206	193	183	621	568	527	494	466	1195	1083	997	929
3,66	261	241	225	212	201	680	622	577	541	511	1309	1186	1092	1018
4,27	282	257	243	229	217	735	672	624	584	552	1414	1281	1180	1099
4,88	302	278	260	245	232	785	719	667	625	590	1512	1370	1261	1175
5,49	320	295	276	259	246	833	762	707	662	625	1603	1452	1338	1247
6,10	337	311	291	273	259	878	804	753	698	659	1690	1531	1410	1314
6,71	354	326	305	287	272	921	843	782	732	691	1772	1606	1479	1378
7,32	369	341	318	299	284	962	880	817	765	722	1851	1677	1545	1439
7,92	384	355	331	312	295	1001	916	850	796	751	1927	1746	1608	1498
8,53	399	368	344	324	307	1039	951	882	826	780	1999	1812	1669	1555
9,14	413	381	356	335	317	1075	984	913	855	807	2069	1875	1727	1609
9,75	427	394	368	346	328	1111	1016	943	883	834	2137	1937	1784	1662
10,36	439	406	379	357	338	1145	1048	979	910	859	2203	1996	1839	1713
10,97	452	418	390	367	347	1178	1078	1000	937	884	2267	2054	1892	1763
12,19	477	440	411	387	366	1242	1136	1054	988	932	2390	2165	1994	1858
13,41	500	462	431	406	384	1302	1192	1106	1036	977	2506	2271	2091	1949
14,63	522	482	450	424	401	1360	1245	1155	1093	1082	2618	2372	2185	2035

# FLOATED SKIMMERS REMOVE LIGHT LIQUIDS FROM STORAGE TANKS

Intake fitting is equipped with a stainless steel vortex breaker to induce optimum flow as the fluid starts into the skimmer conduit. Intake can be raised or lowered during installation.

Floating 150 lb. ANSI raised face flanges and nylon coated steel fittings.

Stainless steel pontoons ensure proper flotation of entire assembly.

Floating 150 lb. ANSI raised face flanges and nylon coated steel fittings.

Straight sections of piping (customer supplied) connect flexible pipe to shell nozzle.

Square guide pole (customer supplied) extends from the tank floor to the tank roof. Stainless steel guide rollers locate skimmer on guide pole.


Skimmer assembly is made of stainless steel to hold up against corrosive products. (Carbon steel components available on request).

Tether system ensures that hose coils remain in position as installed. (Stainless steel or nylon tethers available).

Angle stops (customer supplied) are welded to the square column at both the top and bottom to limit the travel of the Skimmer.

# FLOATED SKIMMERS REMOVE LIGHT LIQUIDS FROM STORAGE TANKS





Geodesic  
Dome Roof

Internal  
Floating Roof

Floating  
Roof Seal

Floating  
Suction System

Roof  
Drain System

Emission  
Control Systems

Special  
Products

Engineering



**ATECO TANK TECHNOLOGIES ENGINEERING CO.LTD.**

Yeni Mh. Basöğretmen Cd. Dostluk Okulu Karşısı Yazlık - Gölçük - Kocaeli - TURKEY

Tel: +90 262 335 15 98-99 Fax: +90 262 335 15 67

[info@ateco.com.tr](mailto:info@ateco.com.tr) - [www.ateco.com.tr](http://www.ateco.com.tr)